

JOIN OUR FREE WORKSHOP

When: **Theory part (Webinar): 15.04.2026, Hands-on Session (UKE): 20.04 - 29.04.2026**

Where: **UKE Microscopy Imaging Facility (UMIF); N25 UG1, Room 99.1.019.2**

Join our interactive workshop for an in-depth look at the **STELLARIS TauSTED Xtend**, through talks, demonstrations and hands-on sessions.

Discuss your imaging requirements in detail with our team of application experts – feel free to bring along your own samples.

Places are limited, so register now to secure your attendance.

AGENDA

Webinar: 15.04.2026 10:00 - 12:30

- Presentation of the Leica microscopy solutions and AIVIA AI Image Analysis Software
- Sample Preparation for Confocal & Advanced Widefield Imaging

Hands-on Sessions: 20.04. - 29.04.2026 09:00 - 17:30 (individual slots can be booked - get in touch with us)

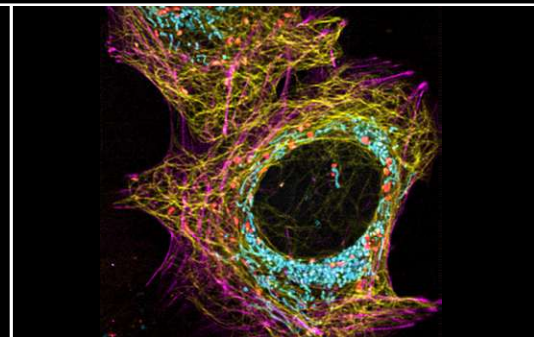
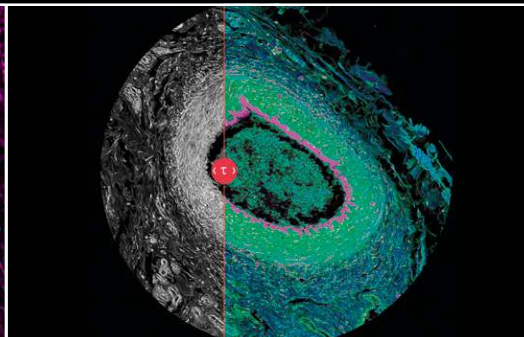
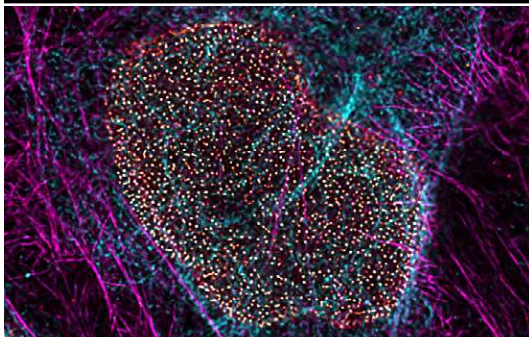
System on site: STELLARIS confocal microscope platform with TauSTEDxtend, FALCON, SpectraPlex (3D high-multiplex solution)

 **AIVIA**

also featuring
Aivia AI Image Analysis



STELLARIS | sted



TauSTED Xtend – the next step in the evolution of TauSTED imaging

FALCON – FAst Lifetime CONtrast – Lifetime imaging in an instant

STELLARIS confocal platform – power to see more, potential to discover more, productivity to do more