



Universitätsklinikum
Hamburg-Eppendorf

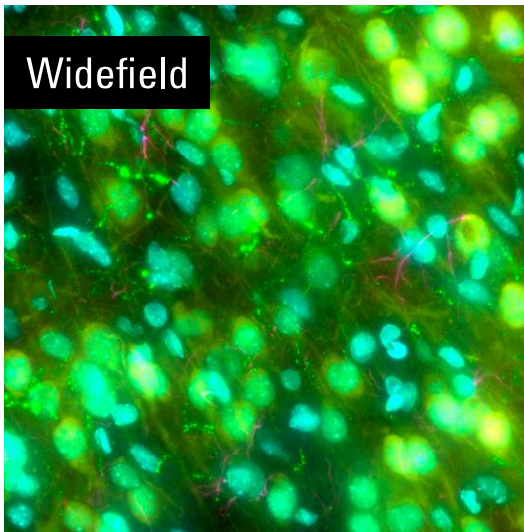


JOIN OUR FREE WORKSHOP

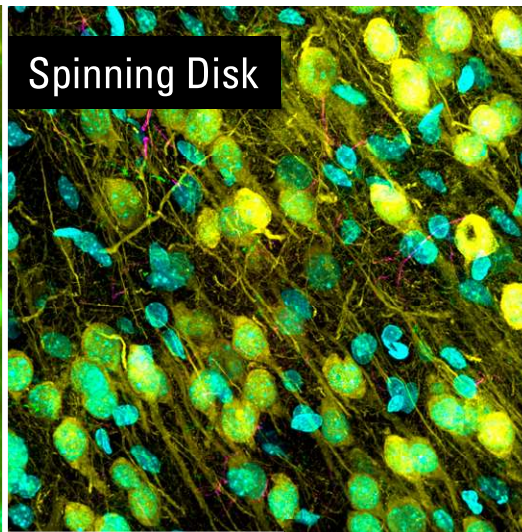
WHEN: Theory part: 15.04.2026, Hands-on Session: 20.04-24.04.2026

WHERE: UKE Microscopy Imaging Facility (UMIF) N25 UG1 room 99.1.019.2

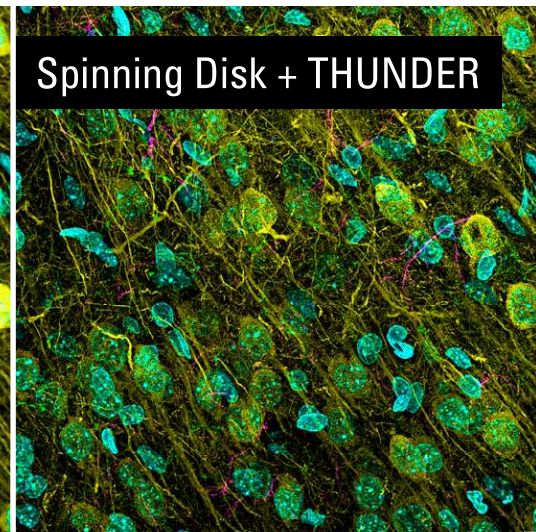
Widefield



Spinning Disk



Spinning Disk + THUNDER



COMBINE THE POWER OF THUNDER WITH SPINNING DISK

In this interactive workshop, you'll get an in-depth look at the new **THUNDER Imager Cell Spinning Disk** platform through talks, demonstrations and hands-on sessions. Discuss your imaging requirements in detail with our team of application experts – feel free to bring along your own samples.

Agenda

Webinar: 15.04.2026 10:00-12:30

- Presentation of the Leica microscopy solutions and AIVIA
AI Image Analysis Software

Hands-On-Sessions: 20.04-24.04.2026 09:00-17:30
(individual slots can be booked - get in touch with us)
System on site: DMI8 THUNDER Spinning Disk

Contact:

dennis.kiel@leica-microsystems.com - M +49 15231301087



www.leica-microsystems.com

